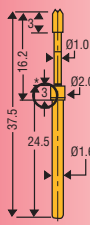


SERIES 24

SPECIFICATION

PROBE P24



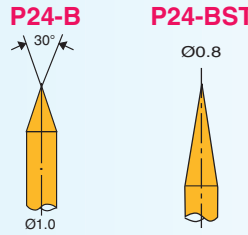
*NOTE: The ③ dimension is available as 5/7/8/10mm to vary the probe height. Add this to the part number e.g. P24/7=7mm height

OTHER LENGTH DIMENSIONS WILL INCREASE ACCORDINGLY

Other heights available on request

Recommended minimum centres:	2.54mm
MECHANICAL	
Full travel:	10.0mm
Recommended working travel:	8.0mm
SPRING FORCE	
Preload:	0.4N 0.5N 1.0N
@ Working travel:	1.5N 2.5N 3.0N
ORDER PART NO.	-1 -2 -3
ELECTRICAL	
Max current:	3.0 amps
Terminal resistance:	<30m ohms
Recommended hole size:	2.0mm

TIP STYLES



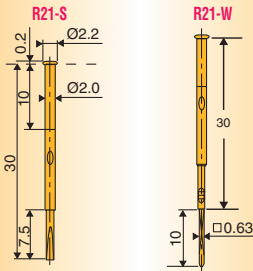
STEEL

STEEL

Note:
The P24/G Series threaded version available on request only. All tips in P24 Series

RECEPTACLES

RECEPTACLES



P24-BT80 P24-C/C1 P24-D1 P24-FN P24-G/G1



STEEL



STEEL



STEEL

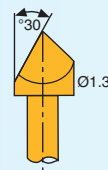


STEEL



STEEL

P24-H



STEEL

P24-K



STEEL

P24-M



STEEL

P24-Q



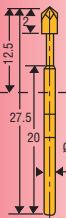
STEEL

Note:
The P24 Series uses R21 receptacles

SERIES 101

SPECIFICATION

PROBE P101




Recommended minimum centres:	1.7mm
MECHANICAL	
Full travel:	5.0mm
Recommended working travel:	4.0mm
SPRING FORCE	
Preload:	0.3N
@ Working travel:	1.5N
ELECTRICAL	
Max current:	1.5 amps
Terminal resistance:	<25m ohms
Recommended hole size:	1.32mm

TIP STYLES

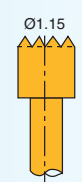
P101-A P101-B P101-C P101-D P101-D1



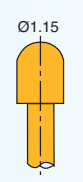
BeCu




BeCu



BeCu



BeCu



BeCu

P101-E




BeCu

P101-H



BeCu

P101-K



STEEL

P101-L



STEEL

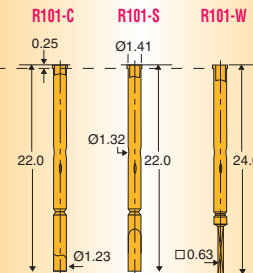
P101-Q



STEEL

RECEPTACLES

RECEPTACLES



PROBE ORDER CODE

P24 - B - 1

Series Tip Style Spring Force

Note: Tip Material shown Black - Standard Stock Item