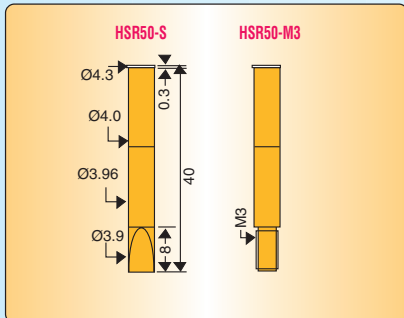


SERIES HSP50

SPECIFICATION	
PROBE HSP50	Recommended minimum centres 5.00mm
MECHANICAL	
Maximum travel:	5.5mm
Recommended working travel:	4.4mm
SPRING FORCE	
@ Working travel:	3.0N 5.0N
ORDER PART NO.	-2 -3
ELECTRICAL	
Nominal current:	max 50 amps
Terminal resistance:	<2m ohms
Recommended hole size	
with receptacle:	4.0mm
without receptacle:	3.50mm

RECEPTACLES

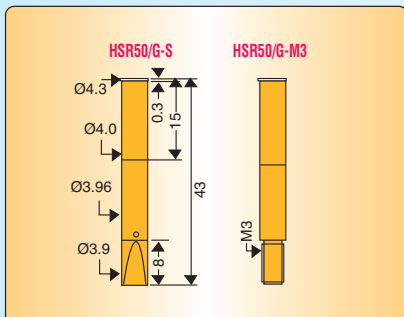


RECEPTACLES

SPECIFICATION

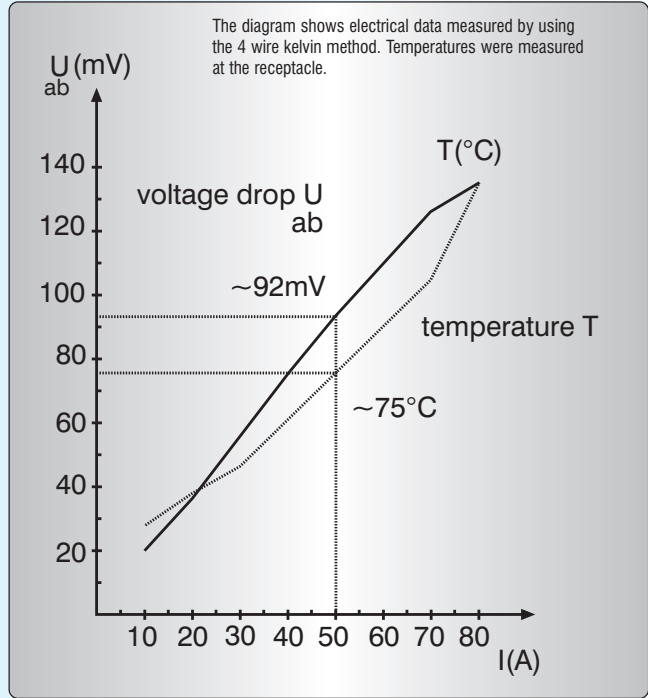
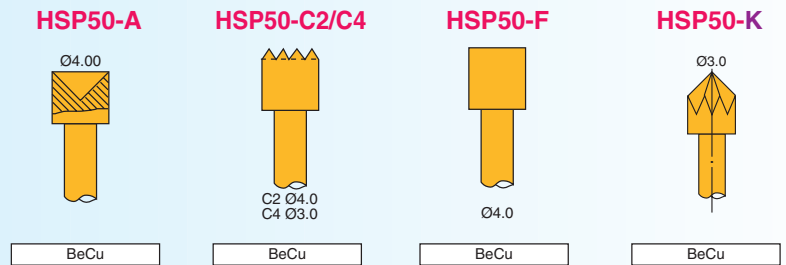
PROBE HSP50/G	Recommended minimum centres 5.08mm
MECHANICAL	
Maximum travel:	5.5mm
Recommended working travel:	4.4mm
SPRING FORCE	
@ Working travel:	3.0N 5.0N
ORDER PART NO.	-2 -3
ELECTRICAL	
Nominal current:	max 50 amps
Terminal resistance:	<2m ohms
Recommended hole size:	4.0mm

RECEPTACLES



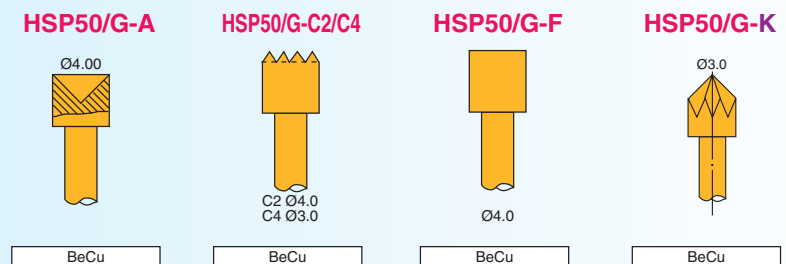
RECEPTACLES

TIP STYLES



The diagram applies to both series

TIP STYLES



PROBE ORDER CODE
HSP50 - A - 2
 Series Tip Style Spring Force

Note: Tip Material shown Black - Standard Stock Item Blue - Optional On Request